



kelvin



kelvin

Quality Policy Statement



kitchens



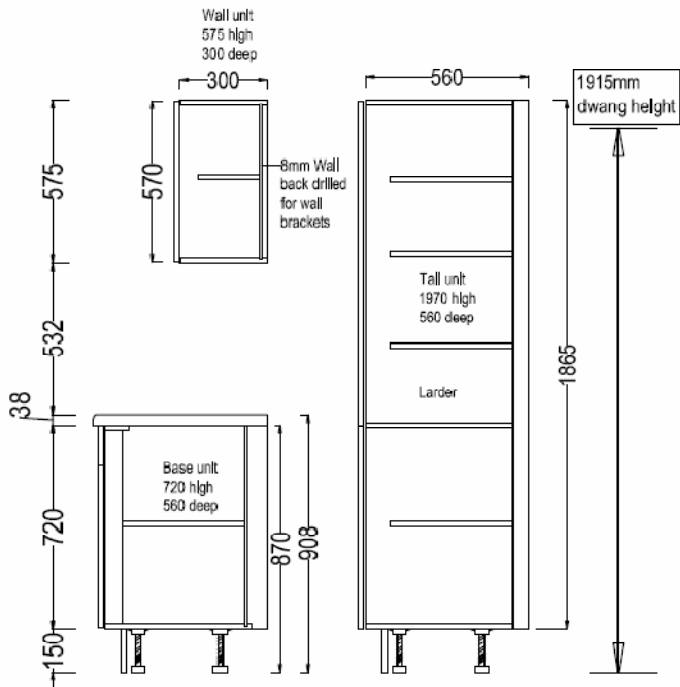
bedrooms



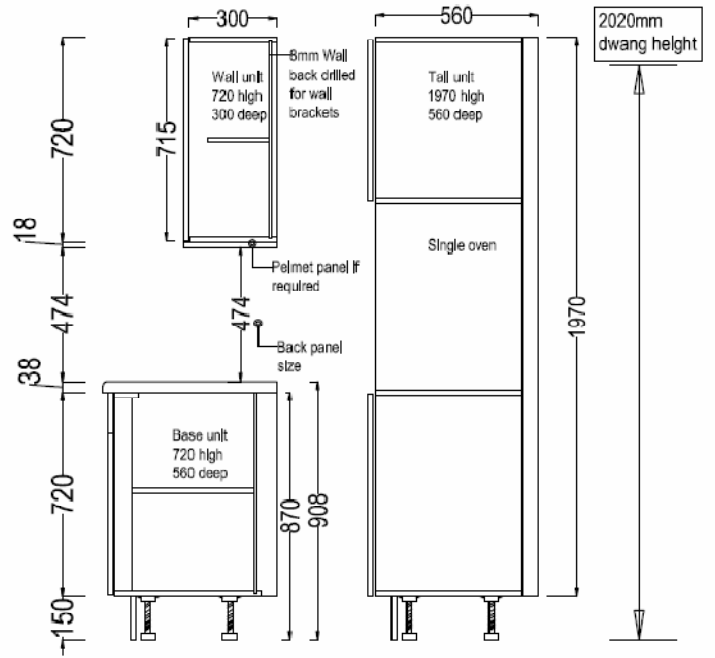
bathrooms

General dimensions / 720 high base unit / 900 / 720 & 575 high wall unit / 1865 / 1970 & 2150 high tall units (150 high plinth)

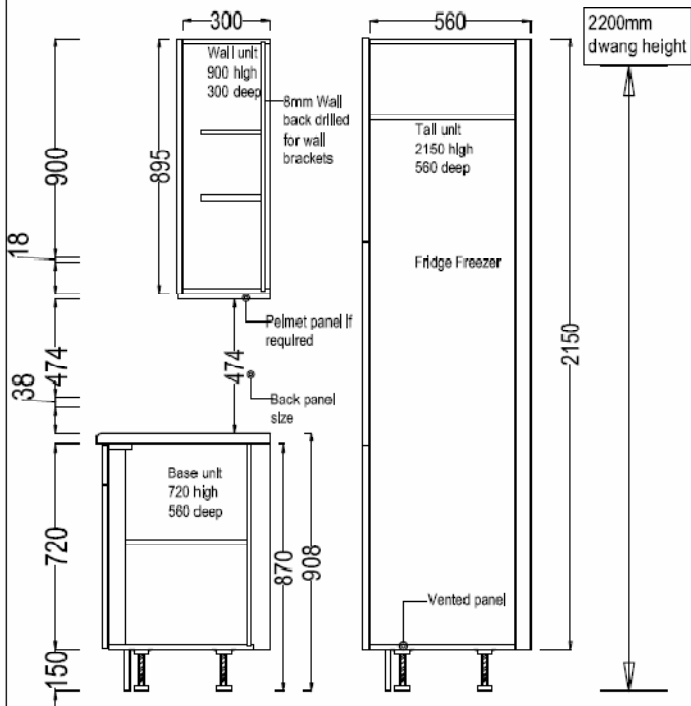
575 High wall unit system



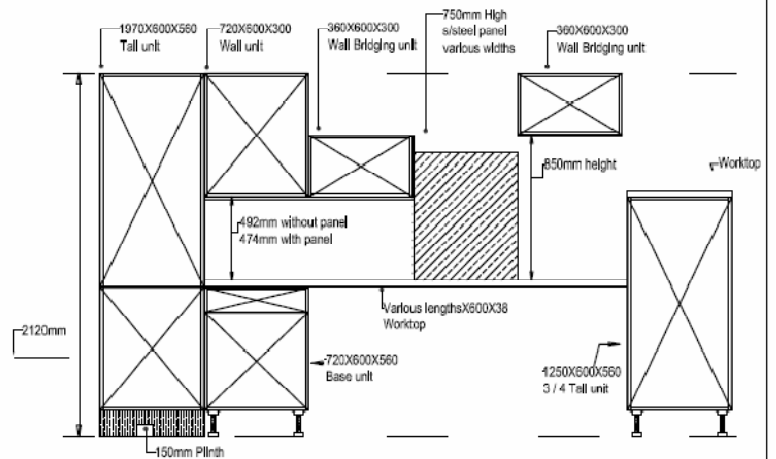
720 High wall unit system



900 High wall unit system



720 Wall unit example elevation



Tall unit > 72mm rear service void
 Base unit > 67mm rear service void
 Wall unit > 18mm rear service void

Kelvin Kitchen, Bedroom & Bathroom Systems
 2 Hunthill, Orchardton, Cumbernauld, G689LF.
 Tell: 01236 739397 Fax: 01236 739761 email: @Kelvinkbb.com,





Quality Policy Statement

Kelvin kbb ltd is committed to providing a first class level of service to its customers at all times. The company is dedicated to the quality policy that will ensure its products and services fully meet the requirements of its customers.

The primary goal of Kelvin kbb ltd is to achieve the highest standards of quality in all business practices and operations without compromise. Our objective is to continually improve our company performance, while offering an unrivalled and professional service.

Every employee is charged with the responsibility to meet customer requirements and continually improve the quality in keeping with our objectives. Employee training will be an integral part of the strategy to achieve the objectives.

To maintain quality performance throughout the company, Quality Circles are implemented in each department and Management meet monthly to review its business aims.

The Quality Policy has the full support of our Senior Management and, together with Quality Assurance Procedures, ensures that activities are controlled and service levels are achieved in line with our business objectives and customer requirements.

Kelvin KBB is:

- Commitment to continual improvement.
- Understand our markets and ensure that we fully identify and conform to the needs of our customers.
- Establishing effective communication tools internally and externally to our customer base.
- Communicate the Quality Policy principles along with our goals and objectives to all employees.
- Objectives needed to ensure policy requirements are met, continually improved upon and monitored at our Management reviews.
- Maintain a 'can do' attitude and healthy work environment that enables employees to produce optimum output.

PERFORMANCE OF OUR PRODUCTS

We seal all cut edges to prevent moisture ingress with Pva glue and a high quality Elastic one joint sealant based on silicones.

Worktops come with a PU drip control feature on the underside of the studio profile to prevent water ingress which causes swelling.

Doors and Drawer Fronts have soft close mechanisms and are fitted with buffers to reduce noise and damage caused by slamming.

Sturdy Nickel Plated Concealed Cam & Dowel Construction with 6mm Beech locating dowels to all carcass joints providing added strength.

Base and Wall units have Plumbing and Electrical service voids. This air gap insulation also helps prevent damp transfer.

Metal sided drawers have robust 15mm MFC backs and bases. High load bearing capacity (40kg)

All board MFC products are procured from an FSC accredited and sustainable source, certificate no. HCA-COC-100017.

Carcass edged in a durable 0.8mm ABS tape.

3 Way Fully adjustable 110 degree metal hinges and mounting plates are tested by Fira and built to BS6222. These heavy duty hinges close automatically at 25 degrees.



INTRODUCTION

Kelvin provides a range that includes over 80 Attractive doors and drawer front finishes in melamines, Foil wrapped, veneers and solid timber. All timber doors are manufactured from managed sustainable sources.

DURABILITY

With any Kelvin furniture the customer is guaranteed a High quality product that can also withstand the modern day's wear and tear.

Furniture Standards

Our product is built to the highest standard and comes with a 2 year guarantee.

Carcass key features

- 720mm Highline Base units as standard with a depth of 560mm giving ample storage space.
- 575mm, 720mm & 900mm wall units available. 300mm deep with concealed adjustable hanging brackets.
- Tall units 1970mm & 2150mm high.
- End panels and display units are supplied in either White or a variety of matching woodgrain MFC or veneered chipboard effects to co-ordinate with individual ranges.
- 8mm Solid back panel fitted to base and wall units.
- Adjustable Shelf.
- 60 x 36 Centre posts in all double units.

Adjustable Legs key features

- More accurate leveling of units to compensate for uneven floors.
- Protection from moisture and flooding by keeping the units approximately 150mm clear of the floor.
- Provides a natural service zone for plumbing, electrics and ducting.
- Easier fixing of plinths.
- Better load distribution, thus reducing stress on fittings and joints


Sink unit key features

- Reduced height back panel allowing direct access to plumbing.
- Shortened bottom panel which creates a 68mm void for pipe work and other services.

Hinge key features

- Slow motion dampers used to reduce noise and damage to the Doors. Doors that weigh less than 5kg take one soft close hinge with one MS Slide on hinge.
- Doors sized 1200mm x 400mm and over, weighing between 5.4kg – 12.3 kg require 2 slow motion hinges to be fitted with one MS Slide on hinge.
-

Doors sized above 2100mm x 450mm and over, weighing over 13kg require 3 slow motion hinges to be fitted with one MS Slide on hinge.



Drawer System Key Features

- Self Soft closing system.
- Polished metal double skinned Drawer sides, with a ridged 15mm back and base.
- Single Skinned Drawer sides on AZ Range.
- Front vertical adjustment of 1.5mm.
- Silent running roller system finished with a long lasting epoxy coating.
- Easily replaceable components in the event of accidental damage.

KELVIN KBB LTD

HUNT HILL, ORCHARDTON
CUMBERNAULD, G68 9LF
T: 01236 739397
F: 01236 739761
E: email@kelvinkbb.com
W: www.kelvinkbb.com
Registered in Scotland No. 96647