



kelvin®

BEDROOM COLLECTION





Our Bedrooms

Designed with the homeowner in mind, our collection of bedroom wardrobes and storage solutions bring you an unrivalled collection of possibilities.

CLASSIC

Our Classic sliding wardrobe system boasts a slimline profile available in white and silver, both of which are supplied with colour-matching tracks.





GLASS & MIRROR



Bronze Mirror

Silver Mirror

Smoked Mirror



Anthracite Glass

Dove Glass

White Glass

Steel Glass

FRAME FINISHES

Silver

White

DOOR FEATURES

Soft Close:

Available

Astragals:

Available with Silver Frame only

Track Colours:

Frame Matching





BROOKLYN

For a more robust aesthetic, our Brooklyn sliding wardrobe is a great alternative to our Classic system.



GLASS & MIRROR



Bronze Mirror

Silver Mirror

Smoked Mirror



Anthracite Glass

Dove Glass

White Glass

Steel Glass

FRAME FINISHES



Silver

Graphite

Bronze Frame

DOOR FEATURES

Soft Close:

Available

Astragals:

Not Available

Track Colours:

Frame Matching

SHAKER

A modern-day classic, our Shaker sliding wardrobe door will slide effortlessly into contemporary and traditional surroundings.





GLASS & MIRROR



Bronze Mirror

Silver Mirror

Smoked Mirror



Anthracite Glass

Dove Glass

White Glass

Steel Glass

FRAME FINISHES

Cashmere

Graphite

Stone Grey

White

DOOR FEATURES

Soft Close:

Available

Astragals:

Available, Frame Matching

Track Colours:

Colour-matched to frame.






ALPINE

Our 18mm all-MFC door is available in our full collection of matt, textured matt and textured woodgrain finishes..



SIGNATURE - MATT MFC



LOMOND - TEXTURED MFC



DOOR FEATURES

Soft Close: Available
 Handle: Kel 99 Brushed Nickel as standard

HANDLES



Standard
 Kel 99 Brushed Nickel Handle



Upgrade
 Inset handle




MINIM

A clean, minimalist frame complimented by an integrated handle and hidden wheels, our Minim sliding wardrobe door is sure to be the highlight of any bedroom.




GLASS & MIRROR




Bronze Mirror



Silver Mirror



Smoked Mirror



Anthracite Glass



Dove Glass



White Glass



Steel Glass

FRAME FINISHES



Silver



Black

DOOR FEATURES

Soft Close:

Available

Astragals:

Integrated

Track Colours:

Frame Matching



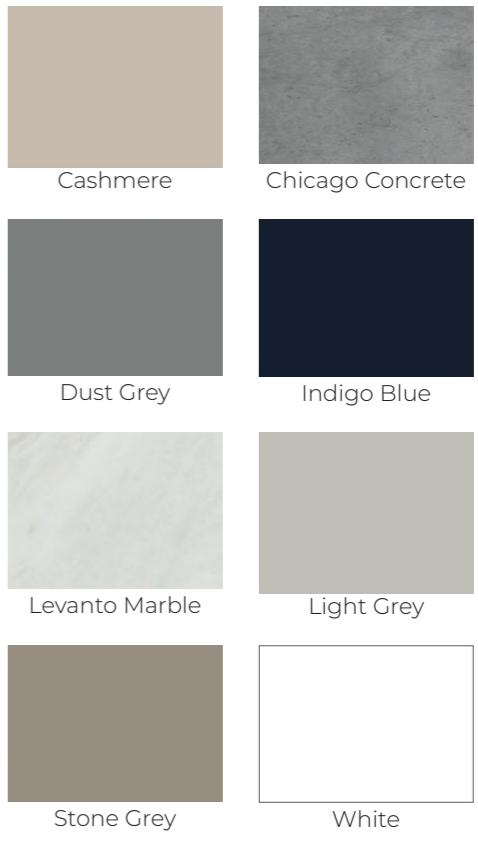
BIFOLD

Our bifold wardrobe system is available in our full collection of finishes and comes with soft-close as standard.






SIGNATURE - MATT MFC



LOMOND - TEXTURED MFC



DOOR FEATURES

Soft Close: Included as standard
Handle Kel 99 Brushed Nickel as standard

HANDLES



INTERNAL STORAGE

Compliment your choice of wardrobe door with a range of premium internal storage options designed to suit everyday life.



SIMPLIFIED CHOICE

Make the most of the available space with our internal storage solutions.



Shelf Pack A
Shelf & Hanging Rail
To suit wardrobes up to 1250mm wide.



Shelf Pack B & C
Shelf, Hanging Rail & Support Panel
To suit wardrobes up to 2400mm wide.



Shelf Pack D & E
Shelf, Hanging Rail & Support Panels
To suit wardrobes up to 3600mm wide.

AVAILABLE FINISHES

SIGNATURE

LOMOND



Cashmere



Chicago Concrete



Black-Gold
Metallic Slate



Cashmere
Woodgrain



Dust Grey




Indigo Blue



Davos Oak




Gladstone Oak



Levanto Marble



Light Grey



Halifax Oak




Light Grey
Woodgrain



Stone Grey



White



Lincoln
Walnut



Pasadena
Pine



*See more renders
and product images
by visiting our
website.*

www.kelvinkbb.com

www.kelvinkbb.com

FREESTANDING STORAGE

Create something extra-special whilst still practical with our internal storage upgrades.



Tall Shelf Units
Available as 1700 and 1900mm tall.

3 Drawer Chest


Available as 600mm, 800mm, or 1000mm wide.





Sole, Soffit & Closer - Frame Liners

The perfect solution for creating an internal frame around the aperture to protect the walls. This solution can be installed in full or part-way around the aperture.

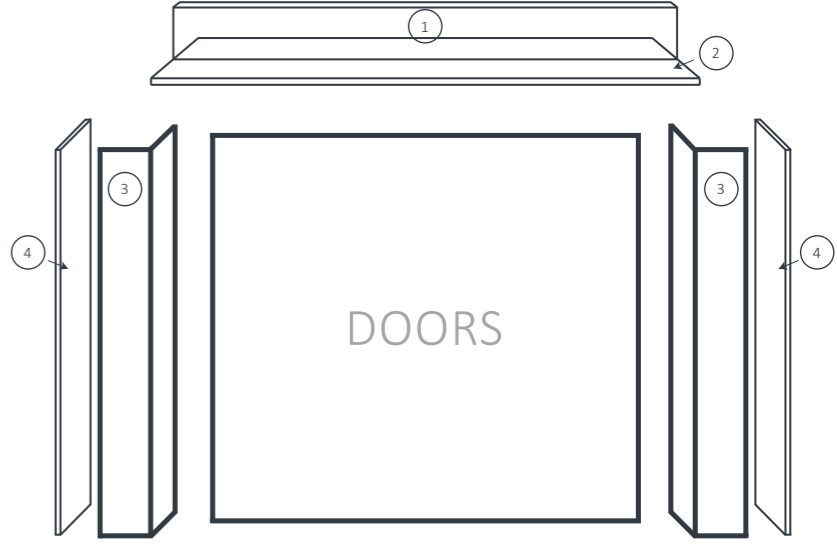


- 1 Soffit Panel
Depth: 100mm
- 2 Closer Panel
Depth: 100mm
- 3 Sole Panel
Depth: 100mm



Closing Box

Our closing box solution can be used as a premium finish to the wardrobe, creating the aesthetic of a floor to ceiling wardrobe system.



- 1 Ceiling Infill
- 2 Flyover Panel
15mm Overhang
- 3 Closing Box
75-250mm Wide
- 4 Fixing Plate
Depth: 150mm

FINISHING TOUCHES

Create the perfect finish for every home.

PRODUCT SPECIFICATION

A handy reference point for our full sliding door collection.

	Door Material	Frame Colours	Track Colours	Soft Close Availability	Astragals Available
Classic	Glass / Mirror	● ○	Frame Matching	Available	Silver Only
Brooklyn	Glass / Mirror	● ● ●	Frame Matching	Available	N/A
Shaker	Glass / Mirror	● ● ● ○	Frame Matching	Available	Available
Alpine	18mm MFC	N/A	Silver	Available	N/A
Minim	Glass / Mirror	● ●	Frame Matching	Available	Integrated
Bi-Fold	18mm MFC	N/A	Silver	As Standard	N/A




SIGNATURE COLLECTION

Our Signature finishes bring a comprehensive collection of subtle matt finishes.



LOMOND COLLECTION

Inspired by our natural surroundings, our Lomond collection brings textured matt, natural-feel finishes to your living space.



GLASS & MIRROR COLLECTION

Our comprehensive collection of glass & mirror allows the homeowner to create a totally bespoke sliding wardrobe tailored to their own style.





Care For Your Products

We have a collection of documents available to help you care for and prolong the life of your Kelvin products.

Scan the QR code or visit The Homeowners' Suite on our website for more information.

www.kelvinkbb.com



Contact Our Team

Kelvin KBB
2 Hunt Hill
Cumbernauld
G68 9LF

E: info@kelvinkbb.com
T: 01236 739397
W: www.kelvinkbb.com



Kelvin KBB
2 Hunt Hill
Cumbernauld
G68 9LF